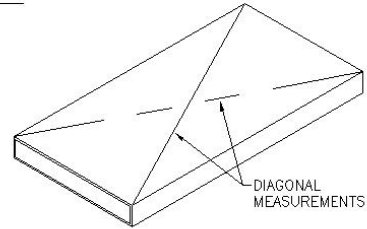
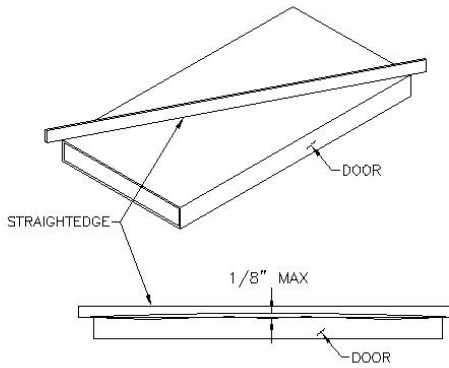


DOOR TOLERANCES

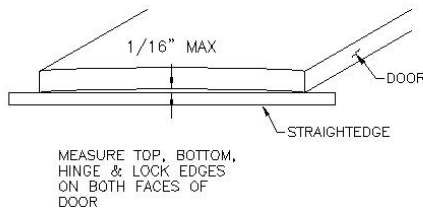


**SQUARENESS**

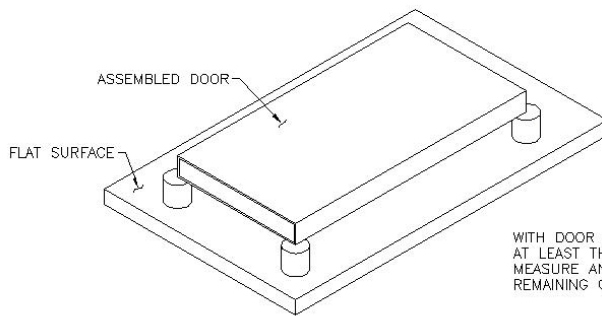
MEASURED DIAGONALLY FROM CORNER-TO-CORNER ACROSS THE FACE OF THE DOOR. THE DIAGONAL MEASUREMENTS SHALL BE WITHIN  $1/16"$  OF EACH OTHER.



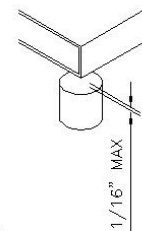
SURFACE FLATNESS



EDGE FLATNESS



WITH DOOR SUPPORTED ON AT LEAST THREE CORNERS, MEASURE ANY GAP AT THE REMAINING CORNER AS SHOWN.



DOOR TWIST

# Door Manufacturing Tolerances



<b>JR METAL FRAMES</b> MANUFACTURERS OF STANDARD AND CUSTOM HOLLOW METAL FRAMES AND DOORS			
287 Oakland Road, Belgrade, Maine 04917 USA Office 207-465-9066 Fax: 207-465-9452			
QUALITY SINCE 1981	Title: <b>Door Tolerances</b>		
	Revision:	Revision Date:	Drawing Number:
Original Date:			
Drawn By:	Scale:	Sheet: <b>of</b>	